

Apprenticeships and traineeships: November 2022

Based on final data, reported at the end of the year.

Quarter 4 (August to July) comparisons (final data)

Apprenticeship Starts

2019/20	0.3%	2020/21	8.6%	2021/22
322,500	↓	321,400	↑	349,200

Apprenticeship Participation

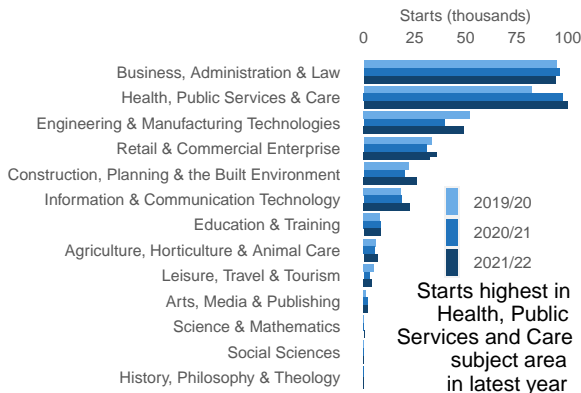
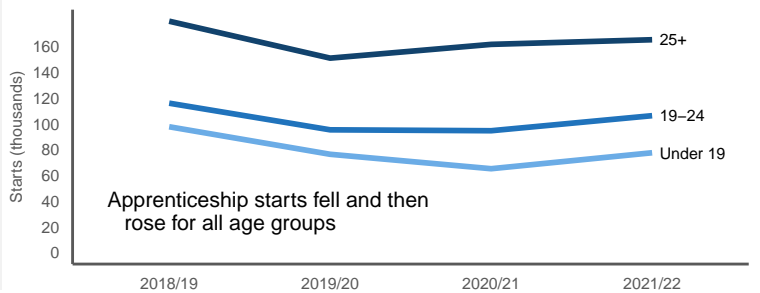
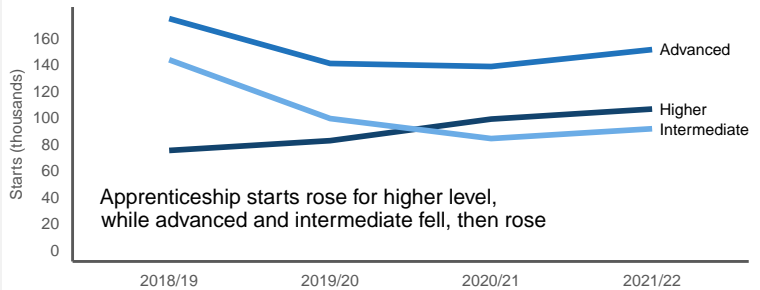
2019/20	0.8%	2020/21	3.8%	2021/22
719,000	↓	713,000	↑	740,400

Apprenticeship Achievements

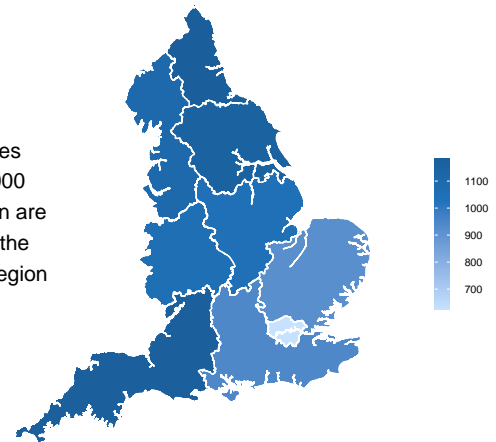
2019/20	6.6%	2020/21	12.3%	2021/22
146,900	↑	156,500	↓	137,200

Traineeship Starts

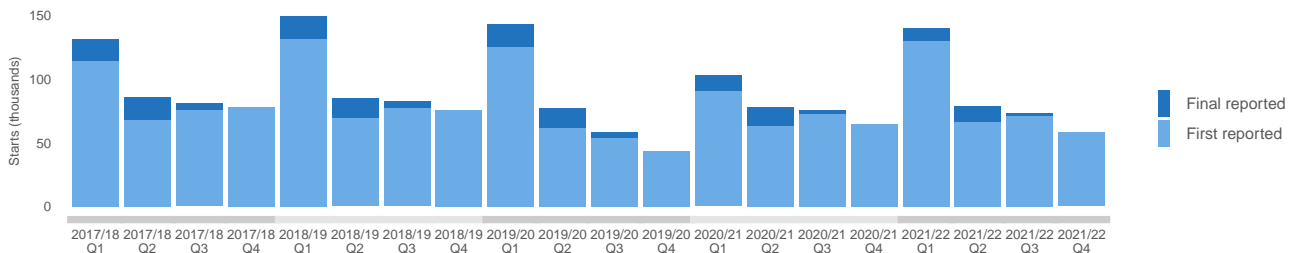
2019/20	43.5%	2020/21	11.1%	2021/22
12,100	↑	17,400	↓	15,500



Starts rates per 100,000 population are lowest in the London region



Apprenticeship quarterly starts, 2017/18 to 2021/22 (final data)



Starts (per cent) by learner characteristics, 14.7% of starts were from ethnic minorities (excluding white minorities)



Latest Apprenticeship Service and transparency data as at 25 October 2022

Commitments

2022/23
105,700

Approved transfers

2022/23
1,560

Active reservations

2022/23
47,430

Redundancies

(since Aug 2020)
8,820

