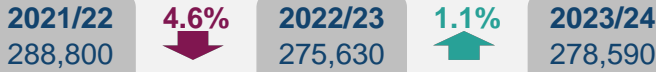


# Apprenticeships: July 2024

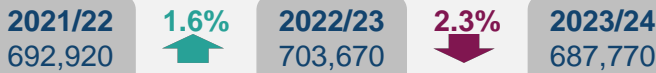
Based on provisional quarter 3 data, reported to date this year. Changes in reporting behaviour each year mean direct comparisons between years should be made with caution, particularly in the early part of the year.

## Quarter 3 (August to April) comparisons (reported to date)

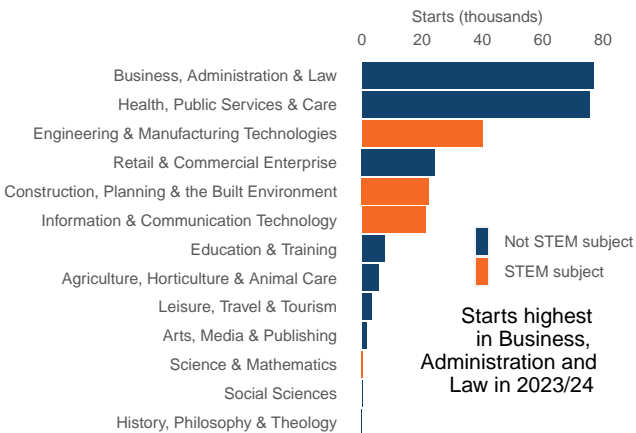
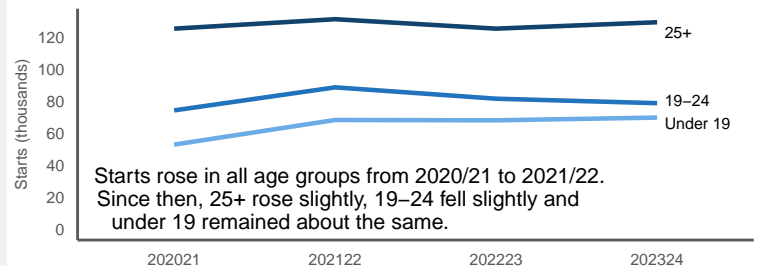
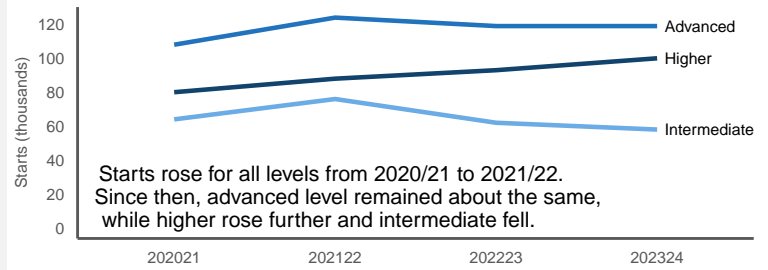
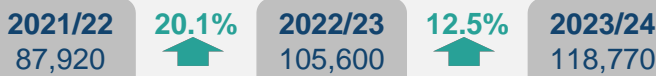
### Apprenticeship Starts



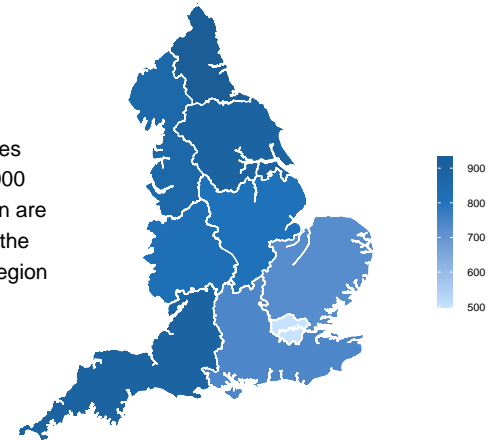
### Apprenticeship Participation



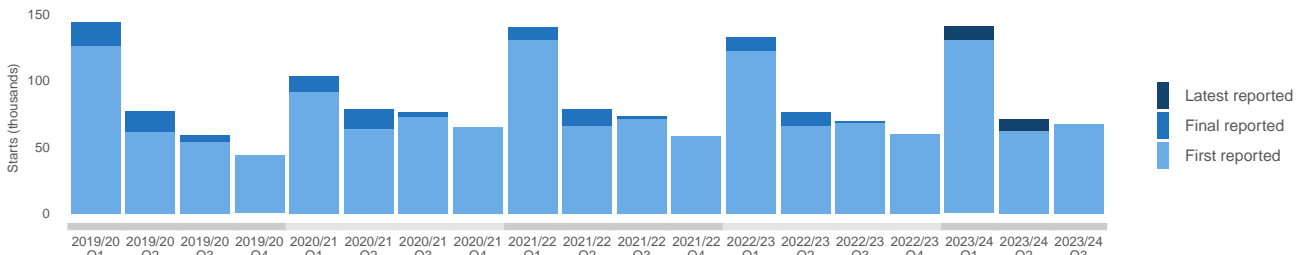
### Apprenticeship Achievements



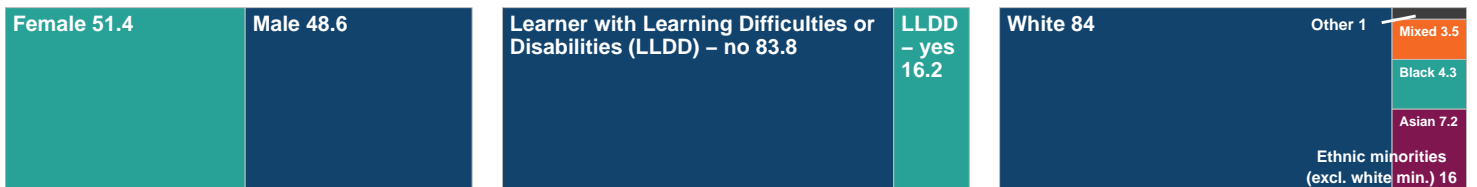
Starts rates per 100,000 population are lowest in the London region



## Apprenticeship quarterly starts, 2019/20 to 2023/24 (reported to date) are highest in Quarter 1



## Starts (per cent) by learner characteristics



## Latest Apprenticeship Service and transparency data as at 11 Jun 2024

### Commitments

2023/24  
294,110

### Approved transfers

2023/24  
8,990

### Active reservations

2023/24  
97,140

### Redundancies

2023/24  
2,580

