

Apprenticeships: January 2026


Based on provisional quarter 1 data, reported to date this year. Changes in reporting behaviour each year mean direct comparisons between years should be made with caution, particularly in the early part of the year.

Apprenticeships: January 2026



Based on provisional quarter 1 data, reported to date this year. Changes in reporting behaviour each year mean direct comparisons between years should be made with caution, particularly in the early part of the year.

Quarter 1 (August to October) comparisons
(reported to date)

Apprenticeship Starts

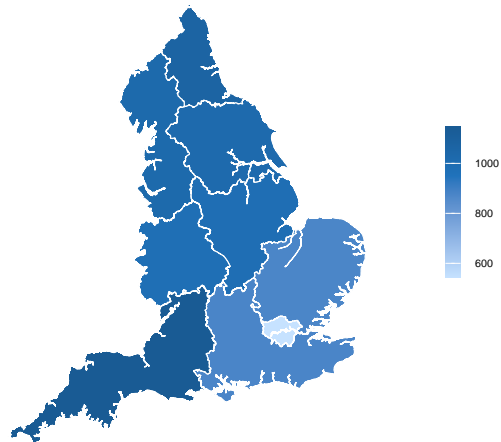
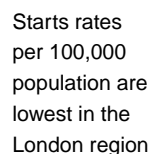
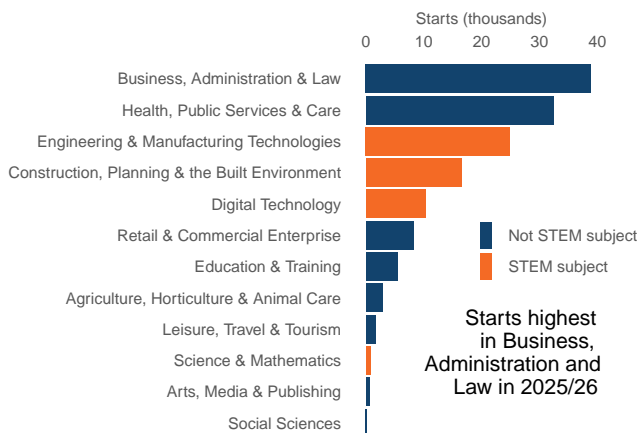
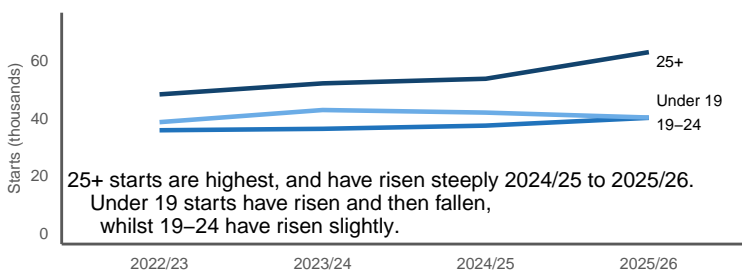
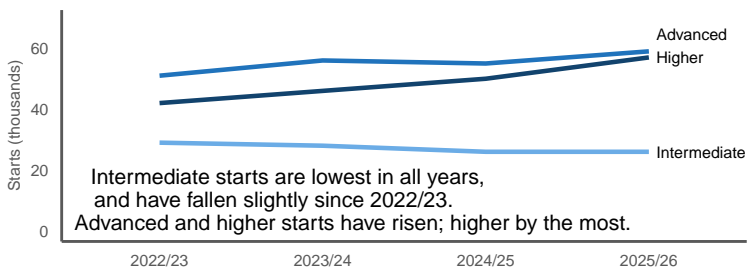
2023/24 130,830	1.3% 	2024/25 132,560	7.7% 	2025/26 142,780
---------------------------	--	---------------------------	--	---------------------------

Apprenticeship Participation

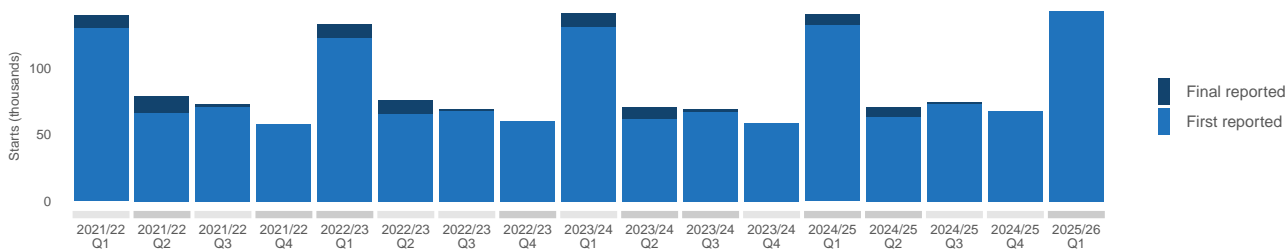
2023/24 560,100	2.1% 	2024/25 571,630	3.2% 	2025/26 589,850
---------------------------	--	---------------------------	--	---------------------------

Apprenticeship Achievements

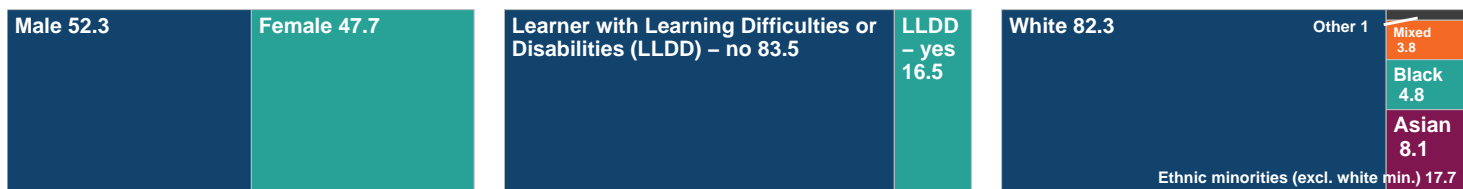
2023/24 37,400	1.1% ↑	2024/25 37,820	22.0% ↑	2025/26 46,140
--------------------------	------------------	--------------------------	-------------------	--------------------------



Apprenticeship quarterly starts, 2021/22 to 2025/26 (reported to date) are highest in Quarter 1



Starts (per cent) by learner characteristics



Latest Apprenticeship Service and transparency data
as at 09 Dec 2025

Commitments
2025/26
187,160

Commitments
2025/26
187,160

Approved transfers
2025/26
7,560

Approved transfers
2025/26
7,560

Active reservations
2025/26
61,160

Active reservations
2025/26
61,160

Redundancies
2025/26
490

Redundancies
2025/26
490

