

Apprenticeships: March 2025

Based on provisional quarter 2 data, reported to date this year. Changes in reporting behaviour each year mean direct comparisons between years should be made with caution, particularly in the early part of the year.

Quarter 2 (August to Jan) comparisons (reported to date)

Apprenticeship Starts

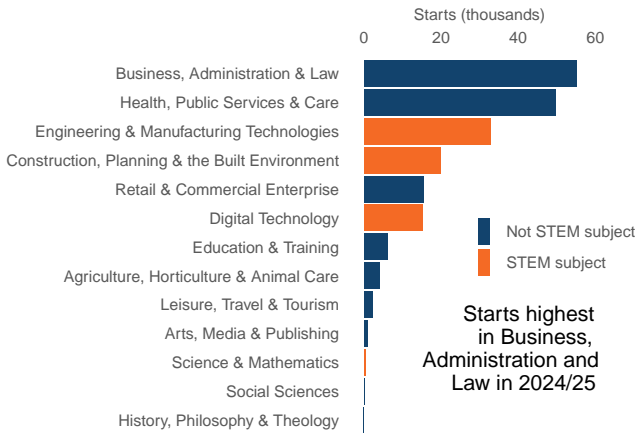
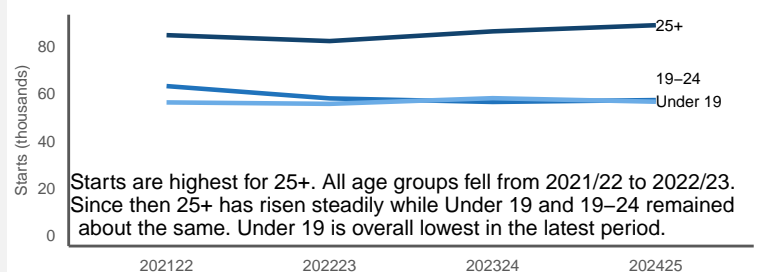
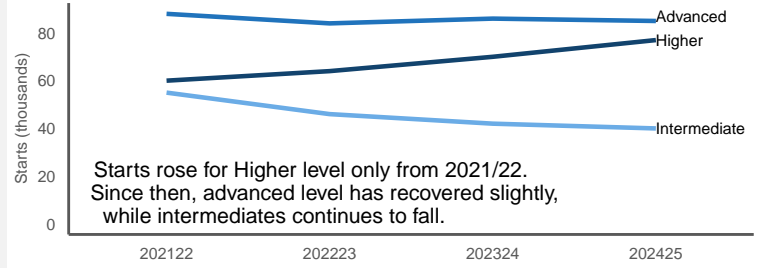
2022/23	2.5%	2023/24	1.0%	2024/25
195,600	↑	200,550	↑	202,520

Apprenticeship Participation

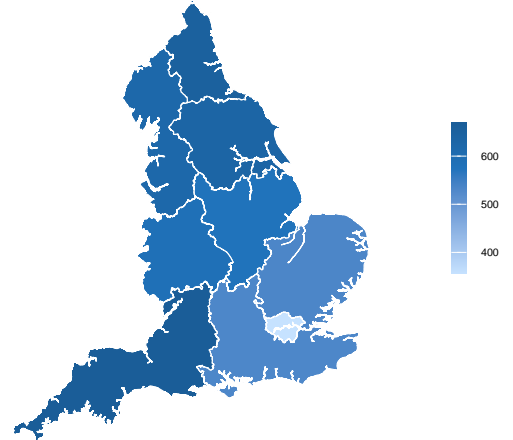
2022/23	2.4%	2023/24	1.9%	2024/25
636,960	↓	621,750	↑	633,600

Apprenticeship Achievements

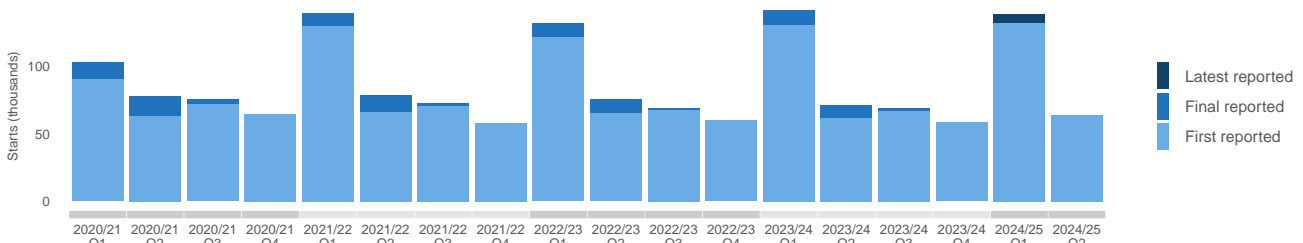
2022/23	18.5%	2023/24	7.4%	2024/25
62,030	↑	73,530	↑	78,970



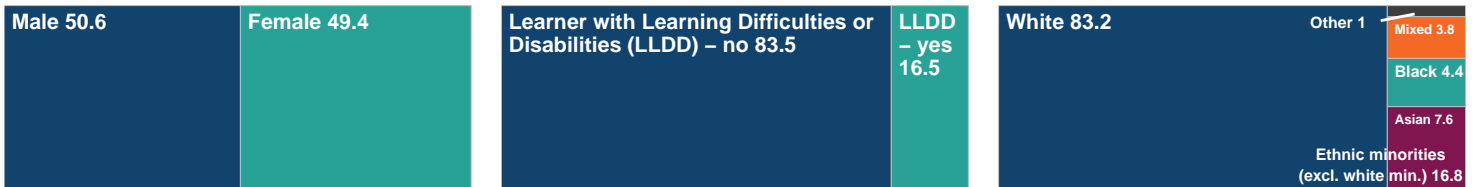
Starts rates per 100,000 population are lowest in the London region



Apprenticeship quarterly starts, 2020/21 to 2024/25 (reported to date) are highest in Quarter 1



Starts (per cent) by learner characteristics



Latest Apprenticeship Service and transparency data as at 10 Feb 2025

Commitments

2024/25
212,990

Approved transfers

2024/25
7,710

Active reservations

2024/25
68,860

Redundancies

2024/25
1,100

Apprenticeship vacancies vary a lot, were low in 2024/25 but has risen sharply in February due to armed services vacancies

