

Apprenticeships: July 2025

Based on provisional quarter 3 data, reported to date this year. Changes in reporting behaviour each year mean direct comparisons between years should be made with caution, particularly in the early part of the year.

Quarter 3 (August to April) comparisons (reported to date)

Apprenticeship Starts

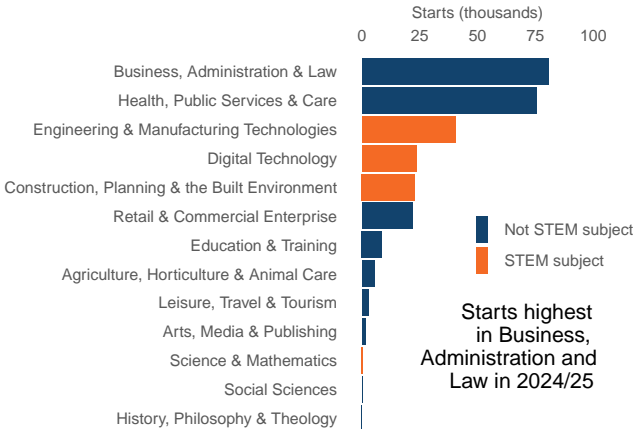
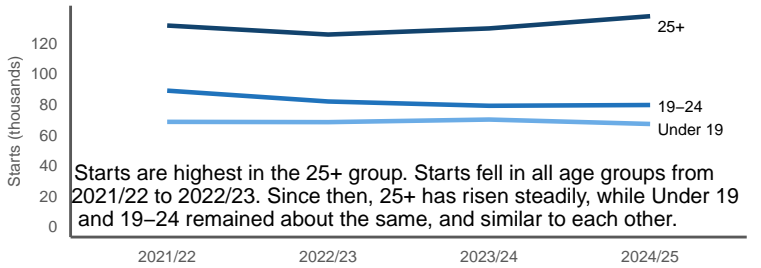
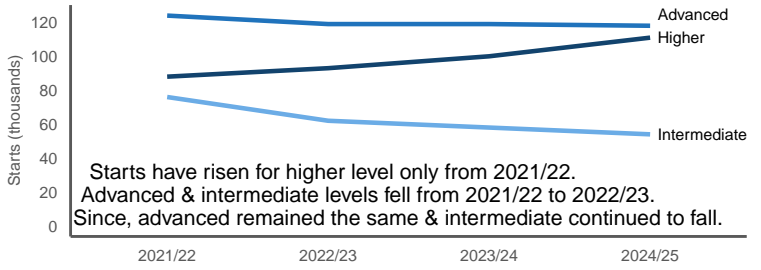
2022/23	1.1%	2023/24	2.0%	2024/25
275,630	↑	278,590	↑	284,190

Apprenticeship Participation

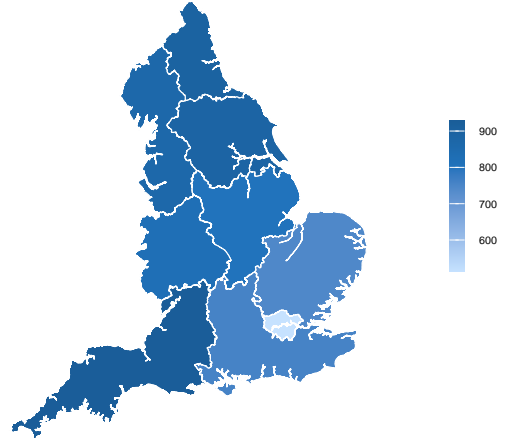
2022/23	2.3%	2023/24	2.2%	2024/25
703,670	↓	687,770	↑	703,110

Apprenticeship Achievements

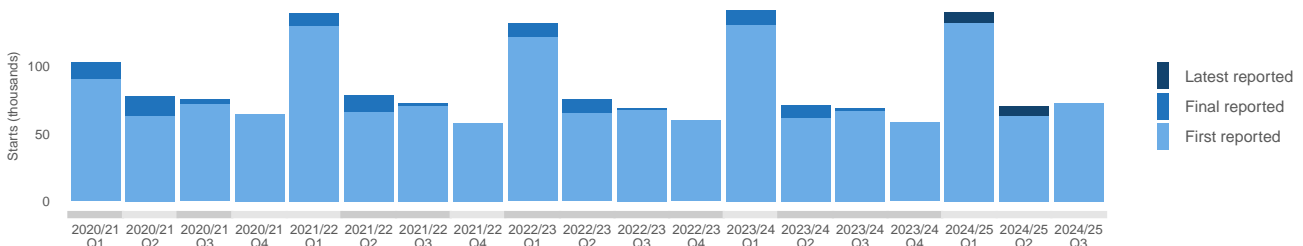
2022/23	12.5%	2023/24	8.0%	2024/25
105,600	↑	118,770	↑	128,290



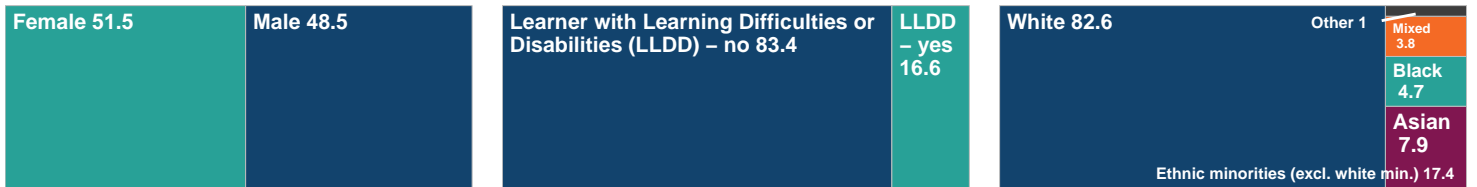
Starts rates per 100,000 population are lowest in the London region



Apprenticeship quarterly starts, 2020/21 to 2024/25 (reported to date) are highest in Quarter 1



Starts (per cent) by learner characteristics



Latest Apprenticeship Service and transparency data as at 10 Jun 2025

Commitments

2024/25
303,470

Approved transfers

2024/25
13,380

Active reservations

2024/25
93,940

Redundancies

2024/25
2,430

