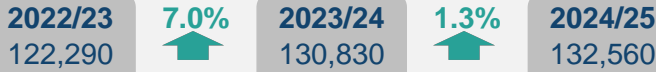


Apprenticeships: January 2025

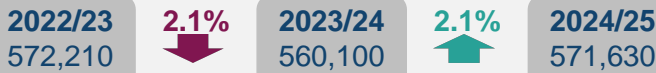
Based on provisional quarter 1 data, reported to date this year. Changes in reporting behaviour each year mean direct comparisons between years should be made with caution, particularly in the early part of the year.

Quarter 1 (August to October) comparisons (reported to date)

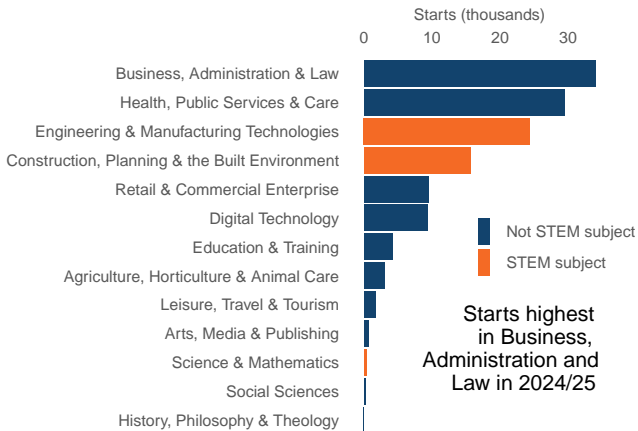
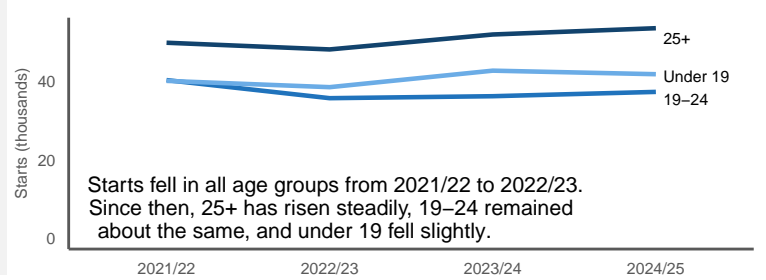
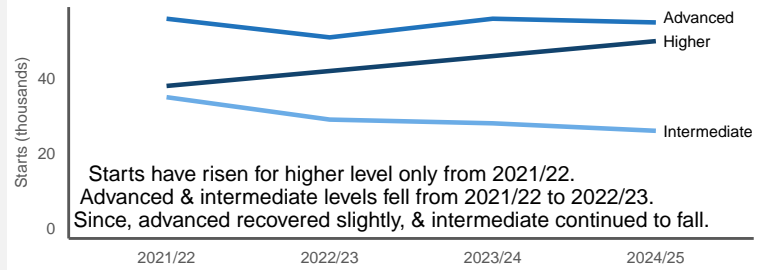
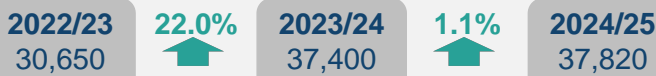
Apprenticeship Starts



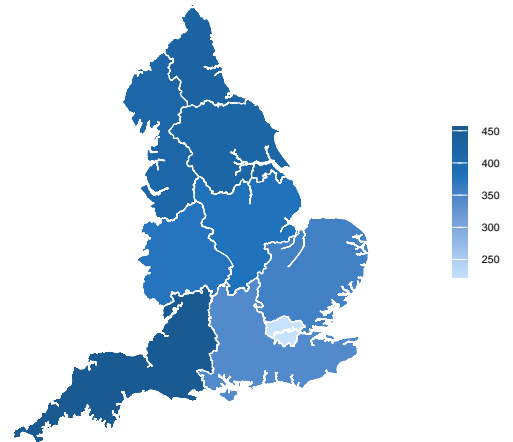
Apprenticeship Participation



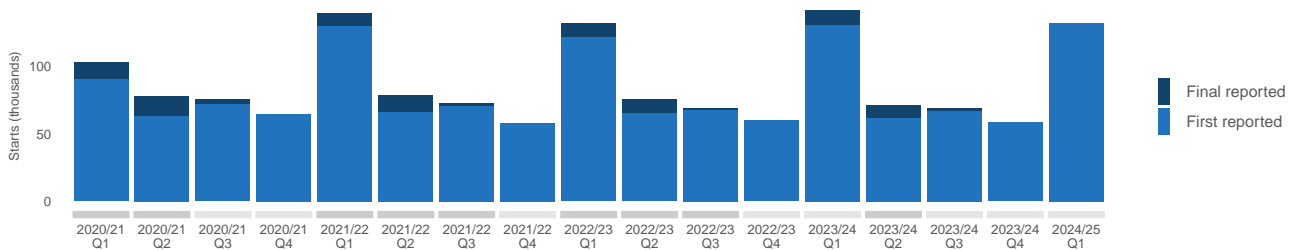
Apprenticeship Achievements



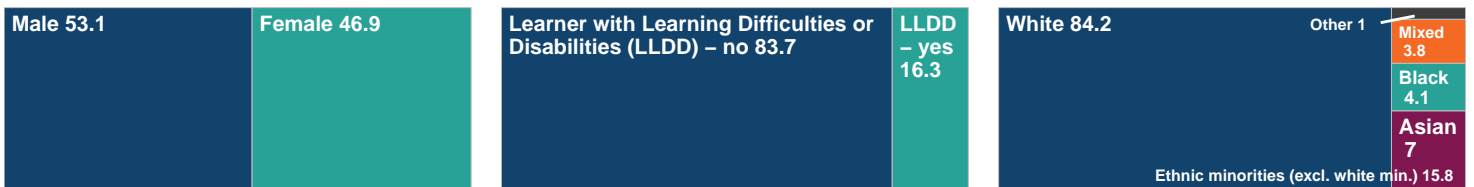
Starts rates per 100,000 population are lowest in the London region



Apprenticeship quarterly starts, 2020/21 to 2024/25 (reported to date) are highest in Quarter 1



Starts (per cent) by learner characteristics



Latest Apprenticeship Service and transparency data as at 11 Dec 2024

Commitments

2024/25
170,110

Approved transfers

2024/25
5,530

Active reservations

2024/25
58,120

Redundancies

2024/25
890

Apprenticeship vacancies vary a lot, but have been lower in 2023/24 and 2024/25

